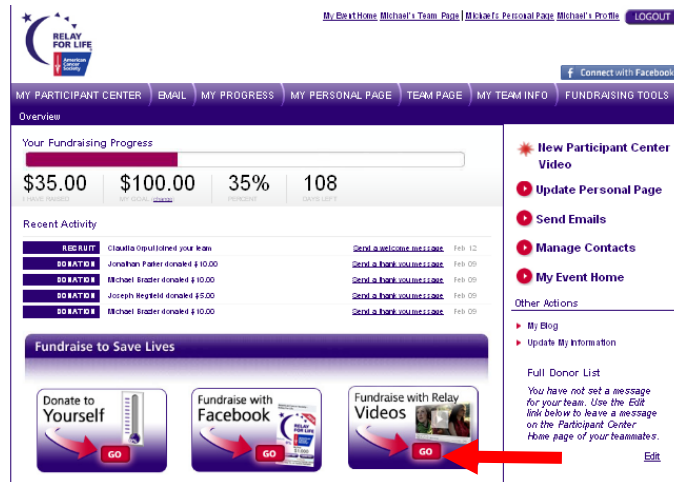


How to Fundraise with Relay For Life Videos

1. Log into your Participant Center
2. Click on the “Fundraise with Relay Videos” button.



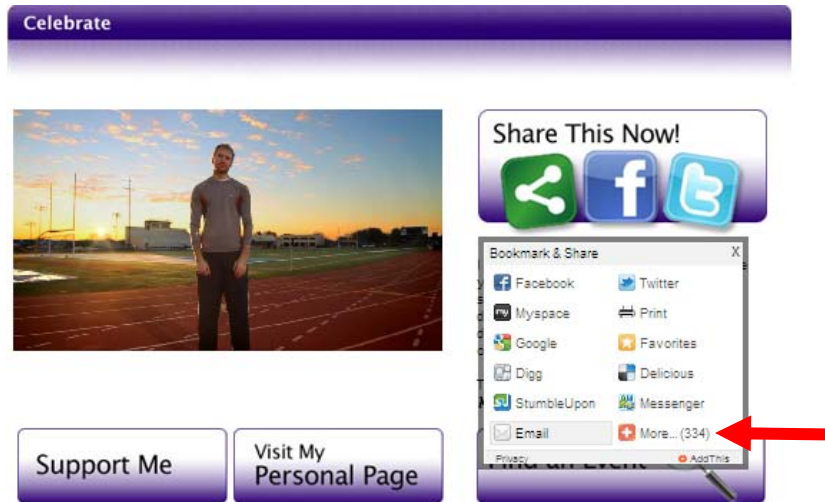
3. Choose the video you want to send to your friends and family by simply clicking one of the videos below. Take into consideration, what video will motivate the recipient to donate when choosing the video to send.



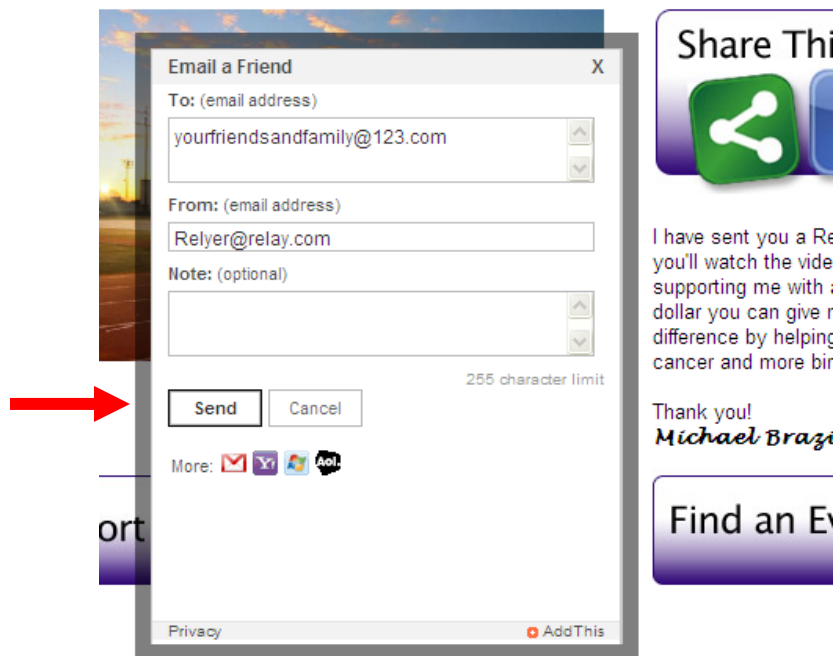
4. Click the “Share This Now!” button to share the video with your family and friends and ask for their support.



5. Click “Email” to send Relay Fundraising Video Page to your family and friends with a link to your Personal Fundraising Page. (Click the any of the other choices to share the video on another platform. For example: Facebook, Twitter and many more.)



6. Fill in your recipients’ email addresses, your email address, and add a personalized message then click send! (You can click the buttons below the “Send” button to send the video using Gmail, Yahoo, MSN, or AOL mail servers.)



Remember the average donation per Relay For Life Fundraising Video is \$10 higher than a regular email!

Send out the videos to your friends and family and ask for their support! Good Luck!